



Moulamein Public School

Email: Moulamein-p.school@det.nsw.edu.au

www.moulamein-p.school@det.nsw.edu.au

2021 Term 1 Week 8

In this Issue:

Principal Messages

- ◆ Harmony Day
- ◆ School Photos
- ◆ Assembly
- ◆ PSSA Sport
- ◆ News from Mrs Mertz & Kinder / Year 1

Contact Us

T: 03 5887 5208

Fax: 03 5887 5102

Principal Messages

This week we will celebrate Harmony Day on Thursday, 18th March. **Orange is the colour chosen to represent Harmony Week. We are asking students to wear 'orange' for the day.** Traditionally, orange signifies social communication and meaningful conversations. It also relates to the freedom of ideas and encouragement of mutual respect. Australians can choose to wear something orange during Harmony Week to show their support for cultural diversity and an inclusive Australia.



Last week, I attended the NSW Primary Principals' Association State council meeting on Thursday and Friday as the Deniliquin delegate. This is a great way to keep up with changes coming our way through the Department of Education, budget changes, legal matters and state priorities. Another meeting will be held next week on Friday in Deniliquin, which I will need to attend.

School Photos

On the 31st of March, we will have our annual school photos. This is the last week of Term 1. We have a new school photographer who can fit us in earlier, rather than the end of the year which is less desirable. Please ensure your child attends this day and we will send the notes home closer to the date. Photo order forms will be sent home as soon as they are received from the photographer.



Swimming Notes

With our new swimming program starting first week back in Term 2, we welcome any payments or part payments from now on in. All notes must be returned as soon as possible. Thank you for your assistance in this matter.

Assembly

On Thursday we had our first assembly for the year. We will have two merit card assemblies each term for students to receive awards. I was very impressed with students who received their awards and thank you to those parents and family members who came along to the assembly to support our students. Classes also shared some of their learning with audience and it was just a small snippet of the learning that takes place in the school each and every day.



PSSA Trials

Selected students attended Barham to attend PSSA AFL and Netball trials. Congratulations to Clem and Sophie who were selected to play at the next level.



Clem participated in the Western Riverina AFL Trials at Leeton on Friday. Thanks for doing a great job representing Moulamein Public School at this level Clem.

COVID Guidelines

Restrictions in NSW schools will be eased to allow parents back on to school grounds, dancing activities to proceed and singing groups to recommence in a COVID-safe way.

The easing of restrictions include:

- ◆ Parents and caretakers are able to enter school grounds but should continue to follow COVID-safe practices, including physical distancing.
- ◆ Parents and caretakers can attend school sporting events but follow COVID restrictions.
- ◆ There are no recommended limits on singing groups in schools, including for in-class educational activities such as group repetition, chanting, recitation, or singing activities. Five metres is recommended between a group of performing singers and the audience, where practicable.
- ◆ Dancing activities, including dance classes, formals and social events can proceed.
- ◆ Gathering of parents and community members for school events, such as P&C meetings, can continue in a COVID-safe way.

We very much welcome the change and easing of restrictions. I think the students will be happy to be able to sing and dance again!

Schools will continue to have COVID-19 Safety Plans and record keeping procedures in place. Visitors to NSW public schools must still use of the Service NSW QR Code system at the school's reception.



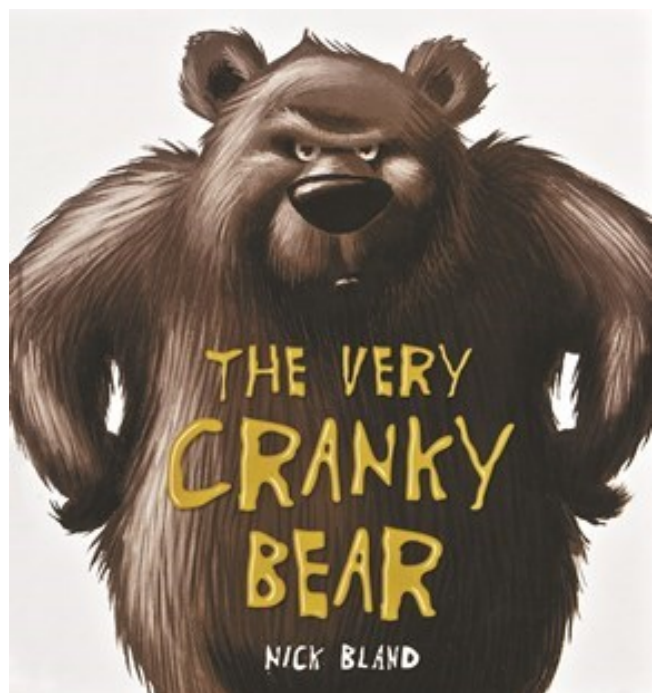
News from the Kinder /Year 1 Classroom with Mrs Mertz

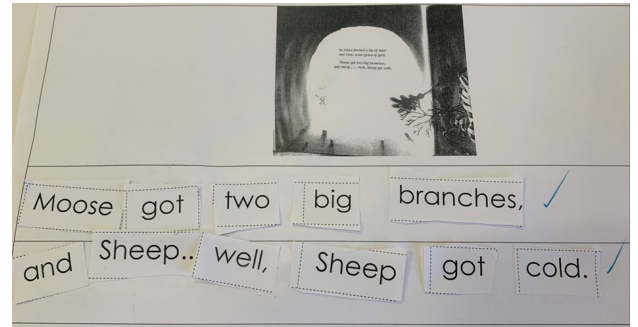
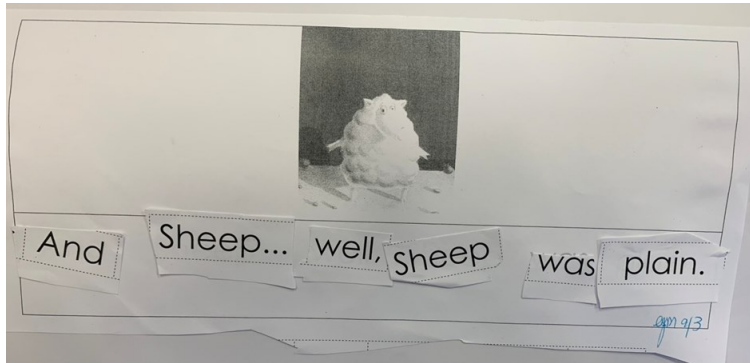
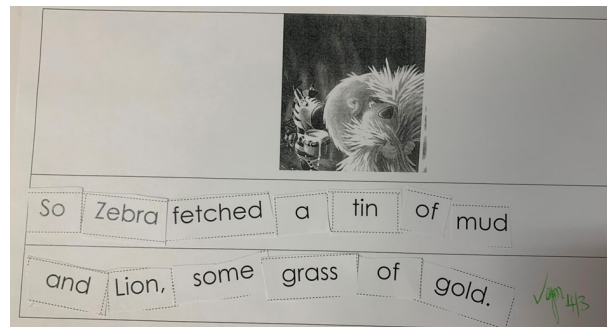
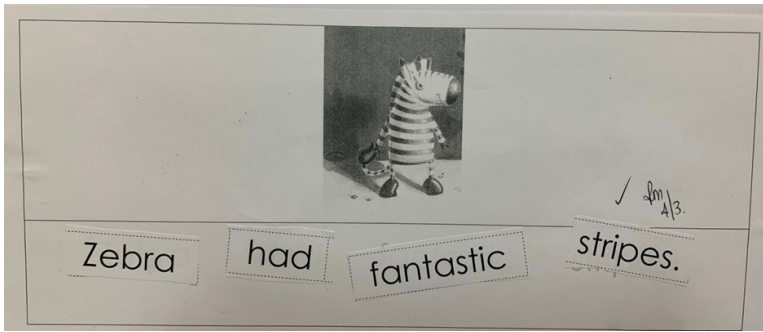
Our classroom is looking nice and bright at the moment thanks to the lovely artworks Mrs Wilson has been producing on Fridays.




Our current focus text in **English** is ***The Very Cranky Bear*** by Nick Bland. Students have enjoyed reading about the jingle, jangle jangle and the four little friends who try to cheer Bear up.

We have looked at words that rhyme in the text and are learning about sentence structure by completing cut up sentences.





We have learnt that words in a text have different purposes. The nouns tell us about people, places and things, the adjectives tell us more about the nouns while the verbs tell us what someone or something is doing.

We can find nouns, adjectives, and verbs in  The Very Cranky Bear

fireman, surfboard, ocean, dog, beach, bone, umbrella, suit

Noun

Person, Place or Thing

delicious, large, heavy, furry, playful, silly, grey

Adjective

Describes a Noun

smile, surf, swim, eating, cooking, dancing

Verb

An Action Word

Adjectives that tell us more about the Nouns


jungle, jungle, jungle
cold and rainy day
four little friends
marvelous antlers
golden mane
fantastic stripes
a very cranky bear
furry chin
tin of mud
grass of gold
two big branches
a pair of clippers
cotton bag

Verbs in the story

He gnashed his teeth and stamped his feet and chased them out the door
She scratched her furry chin
So Zebra fetches a tin of mud Moose got two big branches
Zebra, Lion and Moose ran out
They hid behind the bushes
As Bear stormed back inside the cave he turned and roared at Sheep
So she fetches a pair of clippers and clipped off half her wool. She stuffed it in a cotton bag
She tip-toed back inside the cave

Last week we looked at some new characters for the story and discussed different adjectives we could use to describe some of their features. The word banks we created helped us to write short sentences about these characters.


We can use adjectives to describe an animal's features



Peacock

beak	feathers
yellow orange pointy sharp	pretty long blue fabulous beautiful fantastic tickly


We can use adjectives to describe an animal's features



Giraffe

neck	spots	horns
spotty yellow swinging bendy long	brown fabulous beautiful gorgeous	circular yellow short fluffy

We can use adjectives to describe an animal's features



Elephant

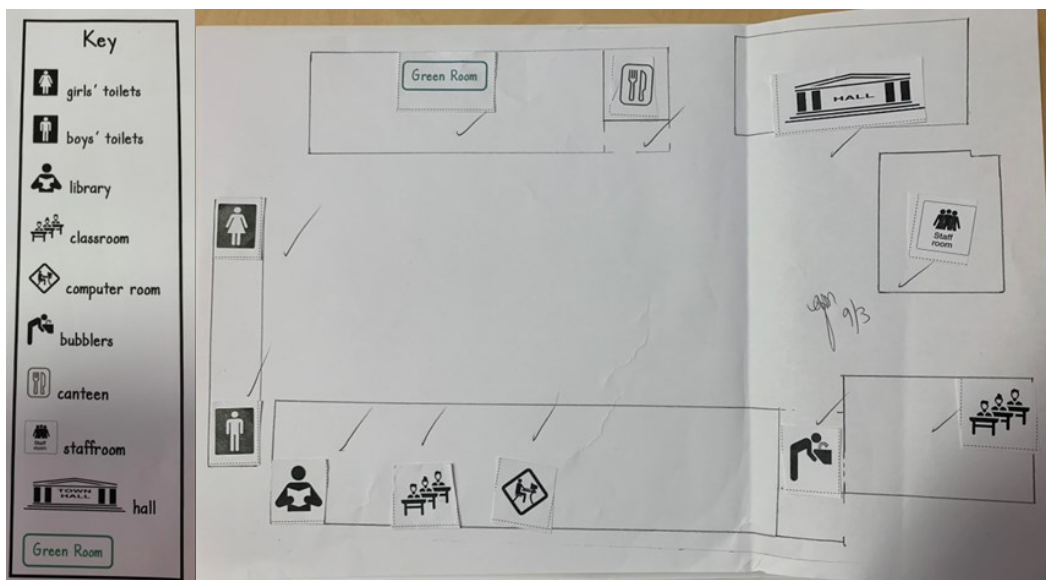
tail	trunk	ears
grey pointy swaying swinging	long noisy curly wrinkly powerful	big thin flappy flat floppy smooth flippy

What symbols might we find on a map for these places?

Toilets		Mountains	
Airport		Lake	
Fuel		Boat Ramp	
Hospital		Parking	
Bus Stop		Camping Area	
Playground		Railway	
Food		Picnic Area	

23/02/19

In **Geography** we have been looking at maps and the symbols that are often used on them.



Key

- girls' toilets
- boys' toilets
- library
- classroom
- computer room
- bubblers
- canteen
- staffroom
- hall
- Green Room

Map labels: Green Room, HALL, Staff Room, Green Room.

We have learnt about Map Keys or Legends, and used one to help us label a blank map of our recess area.

Next week, we will take a walk through the recess area and work out some of the other features that need to add to our map to make it more detailed.

Science has been lots of fun this term with our wind powered maze challenge. Students have had to design a maze that would fit on a sheet of cardboard and using only wind power, move a marble, pom-pom or ping-pong ball through it. Mrs Mertz added some challenges by saying the mazes had to include at least one corner, a bridge to go over and a bridge to go under. There has been lots of trial and error and readjustments, but the great thing about Science is that we learn just as much from our mistakes as our successes.

